

Teaching English Language Learners with zSpace

Learn how to use applications on your zSpace AIO or laptop to teach English language learners. Strategies for zSpace Studio, Newton's Park, Franklin's Lab, Euclid's Shapes, zSpace Experiences, and VIVED Science are provided.



zSpace Studio



Newton's Park



Franklin's Lab



Euclid's Shapes



zSpace Experiences



VIVED Science

Text to Speech



Activities in zSpace Studio, Newton's Park, Franklin's Lab, and Euclid's Shapes can be used with text to speech enabled.

Activities:

- Monuments and Memorials ([A113](#))
- 1: Exploring Gravity ([A447](#))
- Get That Current ([A357](#))
- Exploring Ratios ([A372](#))

Recording:

Teacher can record for students enabling them to stop, start, and replay content. Students can presentations to practice speaking and presenting on their zSpace. Directions for recording with Screen Recording for zSpace with the Windows Game Bar can be found at [zSpace.edu](https://zspace.edu).



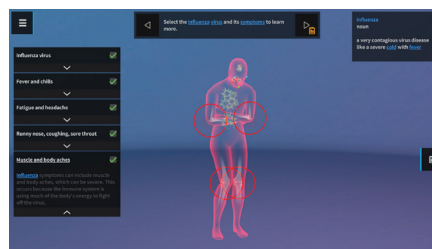
Keyword Definitions



zSpace Experiences provide definitions for highlighted keywords.

zSpace Experiences:

- Water Cycle ([E429](#))
- Human Response to the Flu ([E436](#))
- Energy, Speed, and Collisions ([E415](#))



Limited Text



Open-ended zSpace Experiences provide opportunities to explore content with limited text.

zSpace Experiences:

- Exploring Lab Skills (E443)
- Exploring Newton's Cradle (E442)
- Exploring Beach and River Erosion (E412)



Use of Labels

Models in zSpace Studio and VIVED Science include labels to connect language to visuals.

zSpace Studio Models:



- Models can be explored in the Sandbox (AP21)
- Idea Sheets and Collection Sheets are available for model exploration at [zSpace.com/edu](https://zspace.com/edu)

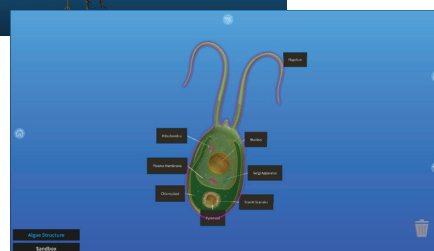

zSpace VIVED Science Models:



Models can be explored in the application (AP27)

Models include:

- Astronomy
- Botany
- Chemistry
- Earth Science
- Human Anatomy
- Mechanical
- Microbiology
- Paleontology
- Zoology



TIPS:

Use a whole-group discussion after a lesson on the zSpace to give English language learners opportunities to develop language through collaboration, interpretation, and production.

Use visuals rather than text to demonstrate student understanding. For example, have students share their math learning using Euclid's Shapes rather than standard text assessments.



Applications, activities, and experiences on zSpace can be used in **face-to-face** and **distance learning**. Resources on how zSpace supports **blended and remote learning strategies** can be found at zspace.com/edu.