



Euclid's Shapes

Teaching with Euclid's Shapes

Tool Box

1. Broom (Clear Table)
2. Gravity On/Off
3. Grid On/Off
4. Piece Counter On/Off
5. Wrecking Ball
6. Camera (Stylus Cam)

Tip
Use Symbols to write out mathematical equations.

BackPack

1. Rainbow Cubes
2. Square Tiles
3. Pattern Blocks
4. Base 10
5. Fraction Bars
6. Symbols
7. Numbers

Sandbox

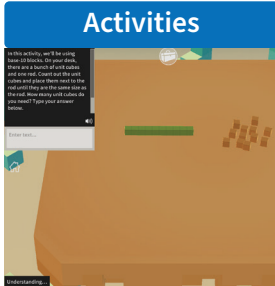


Euclid's Shapes

Teaching with Euclid's Shapes

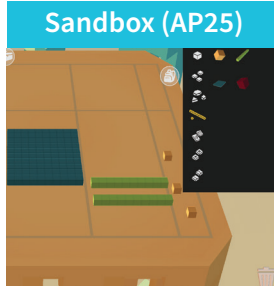
Base 10

Activities



- Understanding Place Value (A381)
- Adding with Base Ten Blocks (A389)
- Subtracting with Base Ten Blocks (A391)
- Exploring Decimals (A371)

Sandbox (AP25)

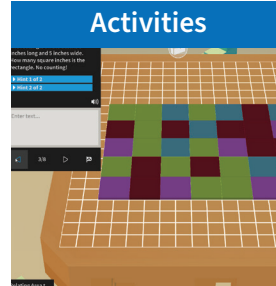


Decompose and compose base 10 blocks to add, subtract, multiply, and divide.

Use place-value mat to organize objects by tens and reinforce place value.

Square Tiles

Activities



- Relating Area to Multiplication (A376)
- Building Fences and Measuring Rugs: Perimeter and Area Challenge (A369)


Sandbox (AP25)



Use square tiles to solve area problems.

Pattern Blocks

Activities



- Exploring Ratios (A372)

Sandbox (AP25)



Solve tangram puzzles with pattern blocks.


Rainbow Cubes

Activities



- Exploring the Volume of Rectangular Prisms (A373)
- Understanding Multiplication (A380)
- Understanding Division (A378)

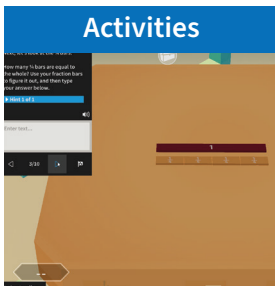
Sandbox (AP25)



Count by ones and tens, group, and practice one-to-one correspondence.

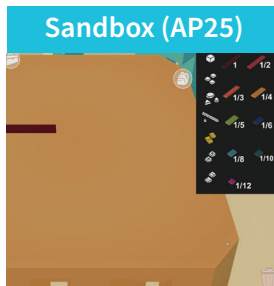
Fraction Bars

Activities



- Understanding Fractions (A379)

Sandbox (AP25)



Explore relationships between different fractions and solve word problems.

Symbols

Numbers

Sandbox (AP25)



Use numbers and symbols to create equations for assignments and to demonstrate understanding.