

zSpace Automotive Bundle

Applications included:

Supported in English and Chinese.



Automotive Mechanic



Automotive Expert

Compliment Applications:



Hybrid Automotive Mechanic



Electric Automotive Mechanic



Franklin's Lab



zView



Studio A3

Application Overviews:



Automotive Mechanic by GTAFE allows students to practice the assembly and disassembly of an automobile and its various systems within a virtual mechanic environment. Safety is guaranteed while students master the sequences, and repeatable repair procedures.

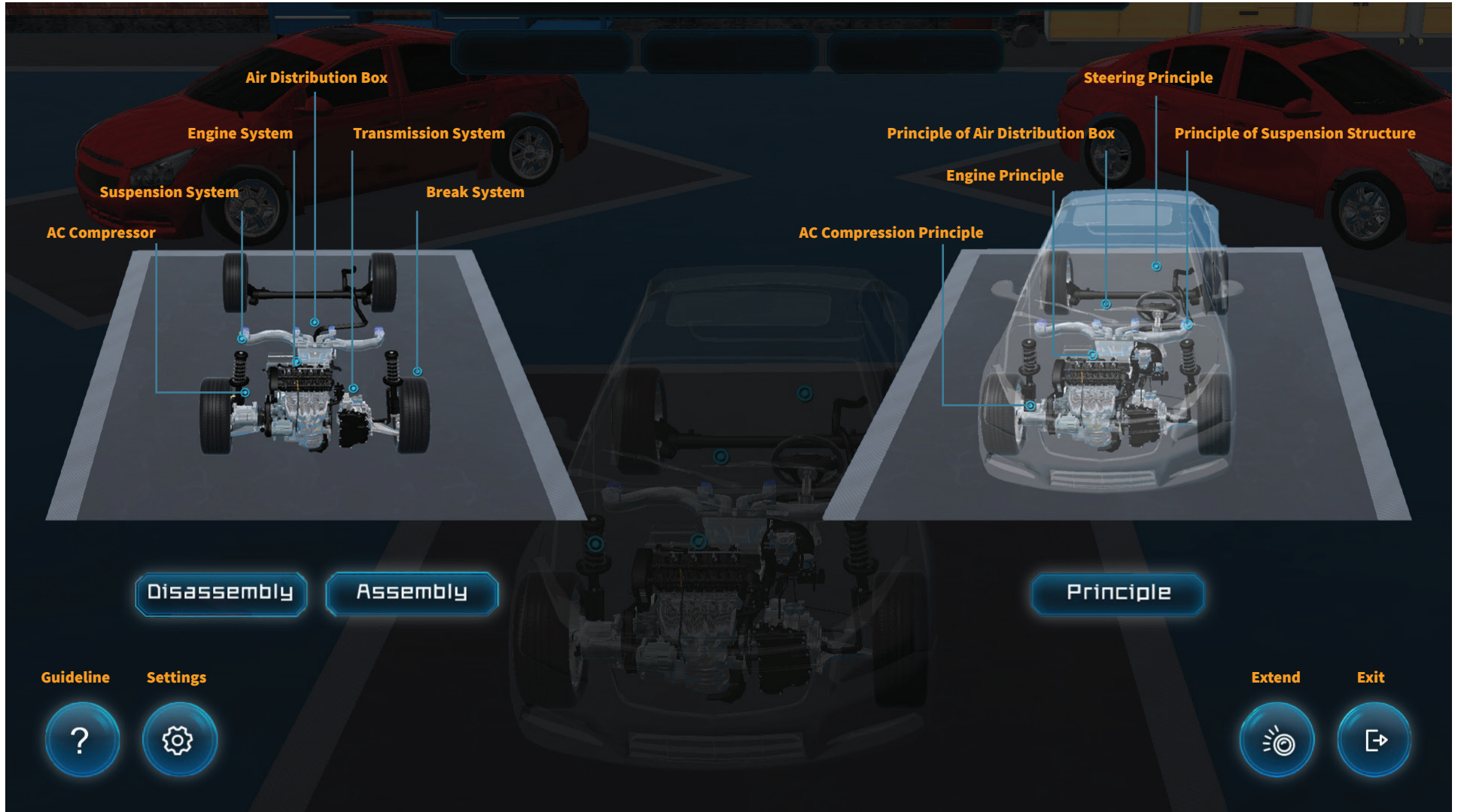


Automotive Expert by GTAFE is the first of its kind, 3D interactive study guide for automotive training. Students can interact with customized courses, run simulations of various automotive systems, and access 3D resources allowing them to prepare for industry certifications in transportation.



Automotive Mechanic by GTAFE

REFERENCE SHEET - Launch Code AP34





Automotive Mechanic by GTAFE

REFERENCE SHEET - Launch Code AP34

Components

Components Fasteners

Steps/Instructions

1/76

Simulation of the disassembling and assembling process of the following:

Disassembly **Assembly**

AC Compressor **Suspension System** **Brake System** **Transmission** **Air Distribution Box** **Engine**

Toolbox

Common Special

Home Records MENU Sub-Parts

Reset Undo Hints


Training Exam Guide



Automotive Mechanic by GTAFE


REFERENCE SHEET - Launch Code AP34

Principle




AC Compressor

Working mechanics of the AC compressor.



Engine

Internal operations of the engine.




Suspension System

Motion display of the independent suspension during single-wheel travel and two-wheel travel.



Steering System

Working mechanics of the steering system.



Air Distribution Box

Air motion in the air distribution box.

Home/Exit

